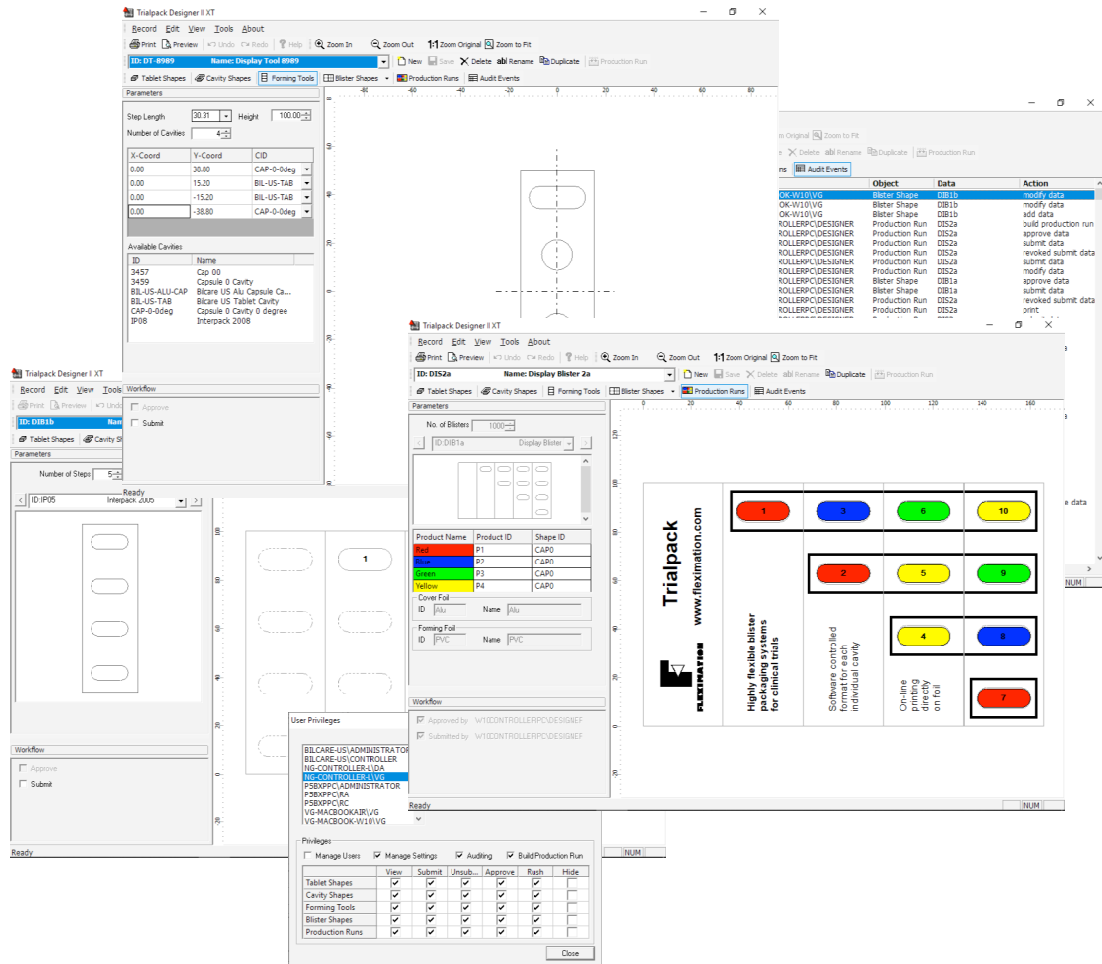


Trialpack Designer

Blister Pack Configuration Software for Trialpack Systems



- Easy on screen definition of blister shape, blister print and blister filling pattern
- Supports workflow with electronic signatures and 21 CFR Part 11 compliant audit trail
- Hardcopy reports with detailed packaging information
- Generates complete production information for Trialpack robot systems and PC Controller



FLEXIMATION

Trialpack Designer

Trialpack Designer is an easy to use but powerful software for off-line configuration of Trialpack robotic packaging systems and Trialpack PC Controller systems, available for Pentapack BP and CT and Klöckner EAS type blister machines.

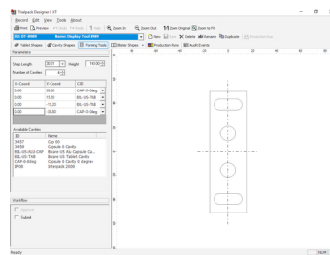
Trialpack Designer is used to define the blister pack format, the print images on both sides of the cover foil and the blister pack filling pattern. At the end of the data entry process it generates parameter files that contain all data required to set up a Trialpack PC Controller, or a Trialpack robotic packaging system including information to automatically configure their printing and camera systems. These parameter files are loaded by the production software of the Trialpack robotic packaging system or Trialpack PC Controller without further operator modification, guaranteeing consistent data along the flow of information.

Trialpack Designer stores all data in a database that can be stored on a file server and accessed from multiple workstations on a computer network.

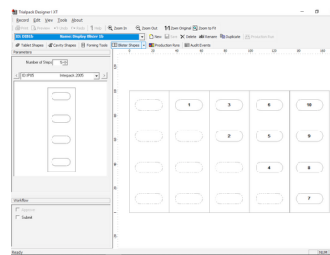
Trialpack Designer supports a data approval workflow with double electronic signatures and is logging these, together with other quality critical events, in a 21 CFR Part 11 compliant electronic audit trail.

System Requirements


- Windows 7, Windows 10
- 4 GB RAM or more recommended



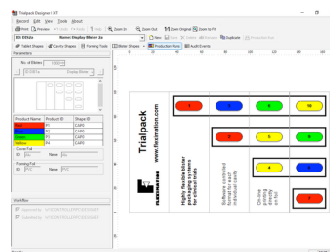
Dimensions of the forming tool and products to be used in a production batch are easily entered into the program's database and are stored for later recall for use in similar jobs.



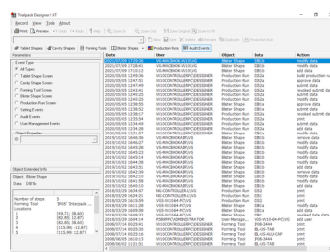
Blister pack shapes are defined by selecting the forming tool from the database, specifying the number of rows and indicating with a mouse click if a blister cavity should be formed or not.



An integrated drawing module is used to design the image for on-line printing on the full surface of the inside and outside of the blister pack cover foil. Graphics, such as logos, can be imported.



Packing patterns are defined simply by pulling the chosen product to the desired cavity on the blister pack. Up to four different products can be specified for a production order.



The program records all critical operations with full user information, electronic signatures and time/date stamps into an immutable 21 CFR Part 11 compliant audit trail.



FLEXIMATION



Fleximation AG
Florastrasse 49
CH - 8008 Zurich, Switzerland
Phone: +41-43-960 30 58
E-Mail: flex@fleximation.ch
<http://www.fleximation.com/trialpack/>